

St. Thomas University 2024 Student Achievement Report

(Updated Spring 2024)

Interpretation of The Southern Association of Colleges and Schools Commission on Colleges Core Requirement 8.1 (Student achievement) reads: The institution identifies, evaluates, and publishes goals and outcomes for student achievement appropriate to the institution's mission, the nature of the students it serves, and the kinds of programs offered. The institution uses multiple measures to document student success.

The disclosure below is intended to satisfy SACSCOC policy requirements in between routine compliance certifications.

Retention Rates

The University monitors first-year undergraduate retention rates as a measure of the success of its undergraduate program. The table below shows the most recent five years of retention rates, as reported to IPEDS for first-time, full-time degree-seeking undergraduates.

Minimum Threshold: 60%

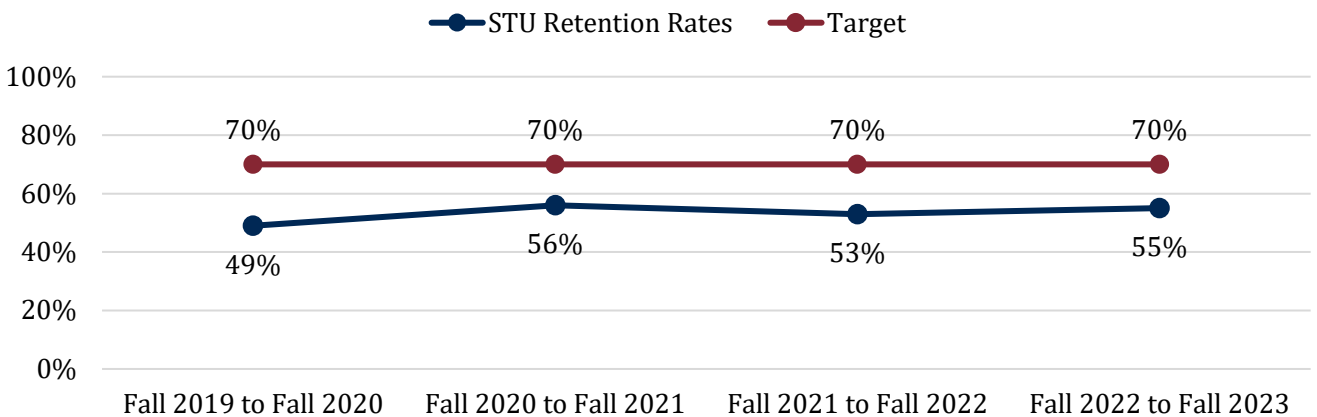
The Median for all 4-year non-profit postsecondary institutions in the Southeast United States for Fall 2022 according to IPEDS is 70%, the 25th percentile is 62%, and the 75th percentile is 79%. Since 50% of institutions fall between 62-79% retention rate, we have selected the 25th percentile as our minimum threshold of acceptance.

Target: 70%

The target retention rate for St. Thomas University is 70%, which is the median retention rate for all 4-year non-profit postsecondary institutions in the Southeast United States for Fall 2022 according to IPEDS. This goal is appropriate considering St. Thomas Universities' location and institution type.

Current Status: 55%

Figure 1: STU Retention Rates vs. Target



National Student Clearinghouse Degree Total Completion Rate

St. Thomas University utilizes the National Student Clearinghouse's (Clearinghouse) six-year Degree Total Completion Rate because it most accurately reflects the academic progression of the students it serves because it includes the graduation rate for students who completed at St. Thomas University and students who transferred and completed at another institution. Among the 2014 and 2016 Fall cohorts of first-time STU students, between 24-34% of students transferred and earned a degree at another institution. Therefore, many undergraduate students utilize STU as an initial point of postsecondary education before transferring. This metric is appropriate to the mission of the university and the students we serve.

Minimum Threshold: 65%

Unlike other metrics where we can look at setting a minimum threshold based on standard deviations over time or performance of peers, the Clearinghouse data does not allow for that. For that reason, we have decided to use our current performance as the minimum threshold of acceptance with the goal of increasing and reaching our target.

Target: 71%

The target total completion rate for St. Thomas University is 71%, which is the total completion rate for students starting at non-profit institutions in the state of Florida for the 2016 cohort. This goal is appropriate considering nearly 90% of STU students are from Florida. More specifically, within this total completion rate for Florida non-profit institutions, 57% of students graduated from the initial institution and 15% graduated from another institution.

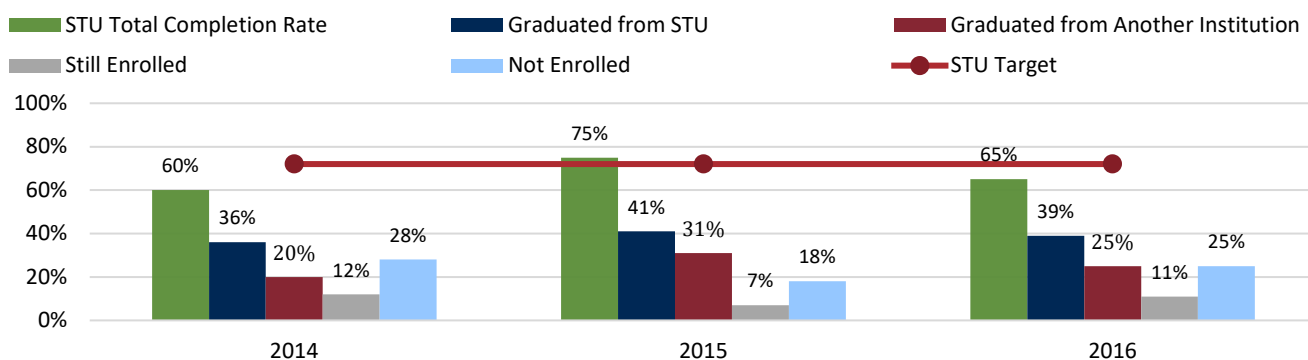
Current Status: 65%

Overall, the Fall 2016 six-year total completion rate for St. Thomas University was 65% (compared to 75% for the Fall 2015 cohort and 60% for the Fall 2014 cohort). Of the students included in the Fall 2016 cohort, 39% completed at St. Thomas University and 26% completed at another postsecondary institution.

Summary:

Currently, STU's total completion rate is 6 percentage points below the Florida rate for non-profit institutions (65% compared to 71% for the Fall 2016 cohort). And, it has remained in the 65% or higher for the past two cohort years. As STU continues to focus on increasing undergraduate student success programs this percentage will increase.

Figure 2: STU Total Completion Rates vs. Target



Degree Completions

St. Thomas University closely tracks degree completions at all degree levels. The total number of degrees awarded per program demonstrates a commitment to student achievement, as reflected in the University goals to support undergraduate and graduate/professional education. The table below shows the most recent year of completions, as reported to IPEDS.

Figure 3: Total Degree Completions

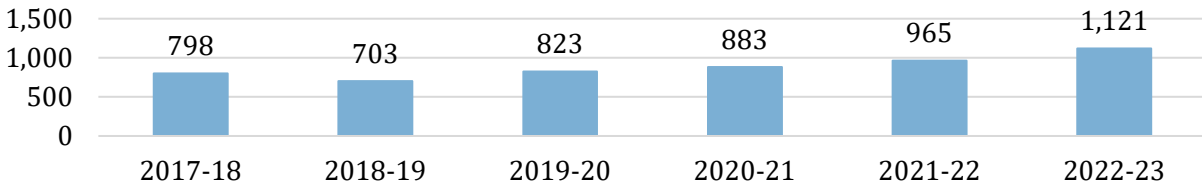


Figure 4: Bachelor's Degrees

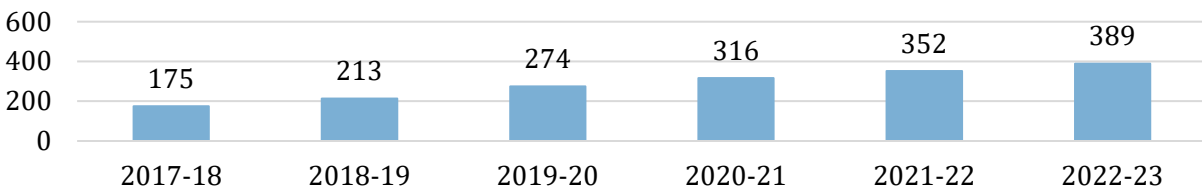


Figure 5: Master's Degrees

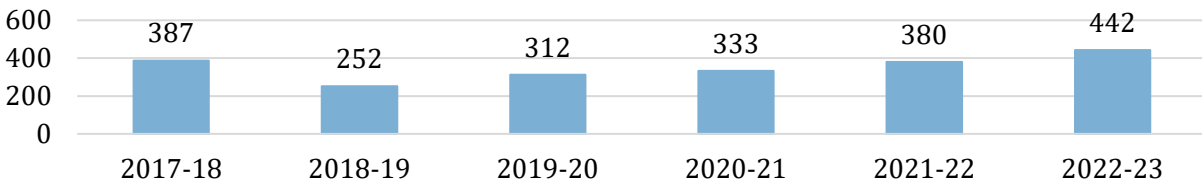


Figure 6: Doctoral Degrees

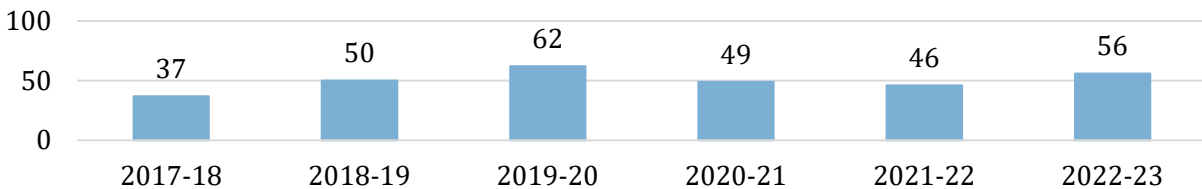
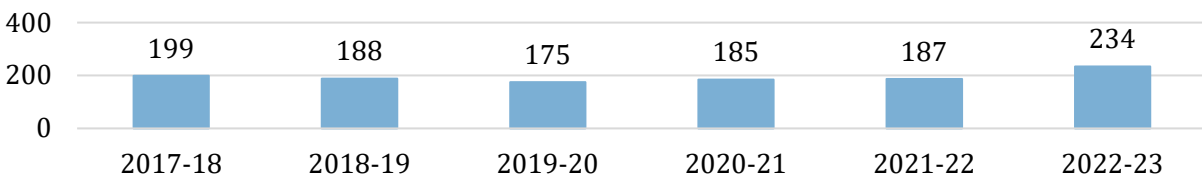


Figure 7: Law Degrees (Masters and Doctoral)



NCLEX Passage – First-time Candidates

St. Thomas University closely tracks degree completions at all degree levels. The total number of degrees awarded per program demonstrates a commitment to student achievement, as reflected in the University goals to support undergraduate and graduate/professional education. The table below shows the most recent year of completions, as reported to IPEDS.

The NCLEX metric was selected since the nursing program is an important program to the university. The university serves over 1,200 nursing students within the undergraduate and graduate programs. It aligns with our mission of “St. Thomas is a Catholic university with rich cultural and international diversity committed to the academic and professional success of its students who become ethical leaders in our global community.” Our emphasis on ethics is a key factor with nurses serving as caregivers working in the community and throughout the globe.

Minimum Threshold: 80%

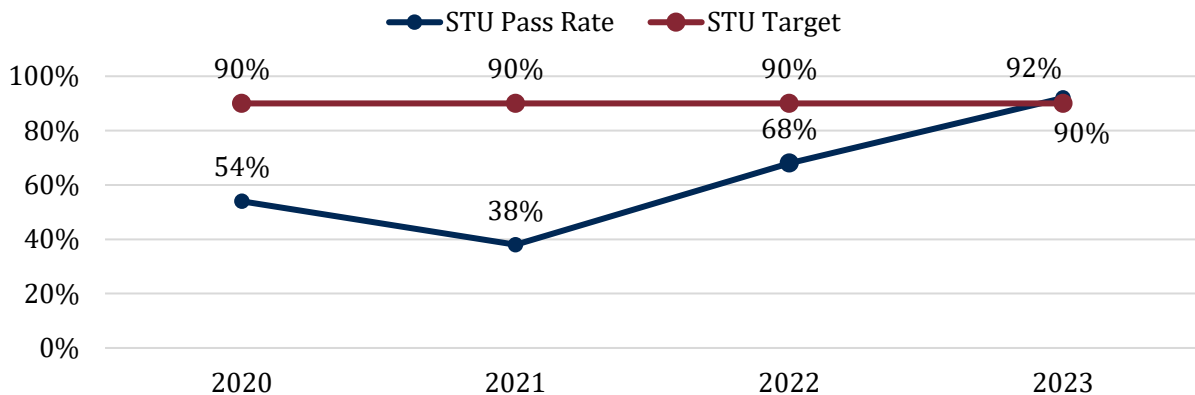
Target: 89%

The target NCLEX passage rates for St. Thomas University is 89%, which is well above the standard for accreditation from the Commission on Collegiate Nursing.

Current Status: 92%

Over the past three years, STU has made tremendous progress in NCLEX passage rates rising from 38% in 2021, to 58% in 2022, to 92% in 2023. In 2023, the test results included 12 passing results from 13 attempts.

Figure 8: STU NCLEX Passage Rates vs. Target



Bar Passage – American Bar Association Two-Year Ultimate Bar Passage

The bar passage rate was selected because the college of law is an important program to the university serving over 700 students each year. The mission of the college of law is in part:

“St. Thomas University College of Law trains and graduates lawyers capable of applying legal principles to address and solve problems of an increasingly complex and changing society. The rigorous academic program of the College Law emphasizes lifelong learning and scholarship in a personalized, caring environment under Catholic auspices with a diverse student body and faculty...”

Minimum and Target: 75%

The target Bar Passage rates for St. Thomas University is at least 75%, within two years of graduate, which is the standard for accreditation by the American Bar Association (ABA). Standard 316 of the *Standards and Rules of Procedure for Approval of Law Schools* states “at least 75 percent of a law school’s graduates in a calendar year who sat for a bar examination must have passed a bar examination administered within two years of their date of graduation.” Therefore, when comparing STU’s results to the goal, STU has been above the threshold for three consecutive years.

Current Status: 76%

Figure 9: STU Bar Passage Rates vs. Target

